

myProbes Passport (RUO Probes)

MPP4350	IGK/IGL/MYC Probe <i>For Research Use Only</i>
----------------	--

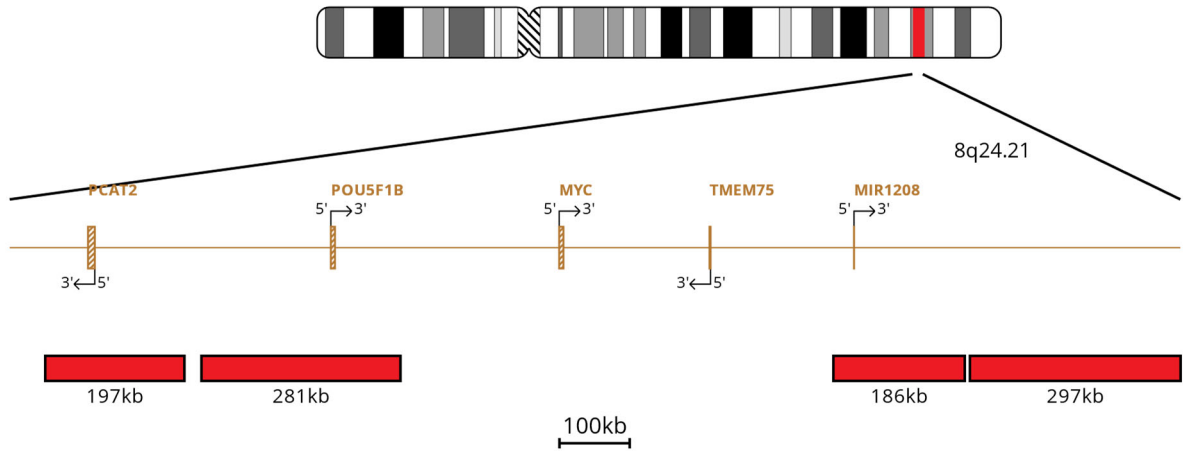
Nucleotide Locations (If requesting more than one probe please specify individual probe colours)

	Chromosome Locus	Start	End	Colour
1	2p11.2	90041858	90133446	Aqua
2	2p11.2	90091899	90225173	Aqua
3	2p11.2	88367335	88531101	Aqua
4	2p11.2	88474212	88671283	Aqua
5	2p11.2	88593838	88788530	Aqua
6	2p11.2	88745902	88898657	Aqua
7	2p11.2	88847110	88971954	Aqua
8	22q11.21	22006583	22132695	Green
9	22q11.21-22q11.22	22126287	22284600	Green
10	22q11.22-22q11.23	23388600	23575045	Green
11	22q11.23	23570730	23695997	Green
12	8q24.21	128024775	128221731	Red
13	8q24.21	128248316	128421244	Red
14	8q24.21	128403588	128525786	Red
15	8q24.21	129133378	129319741	Red
16	8q24.21	129325404	129501507	Red
17	8q24.21	129473930	129622484	Red

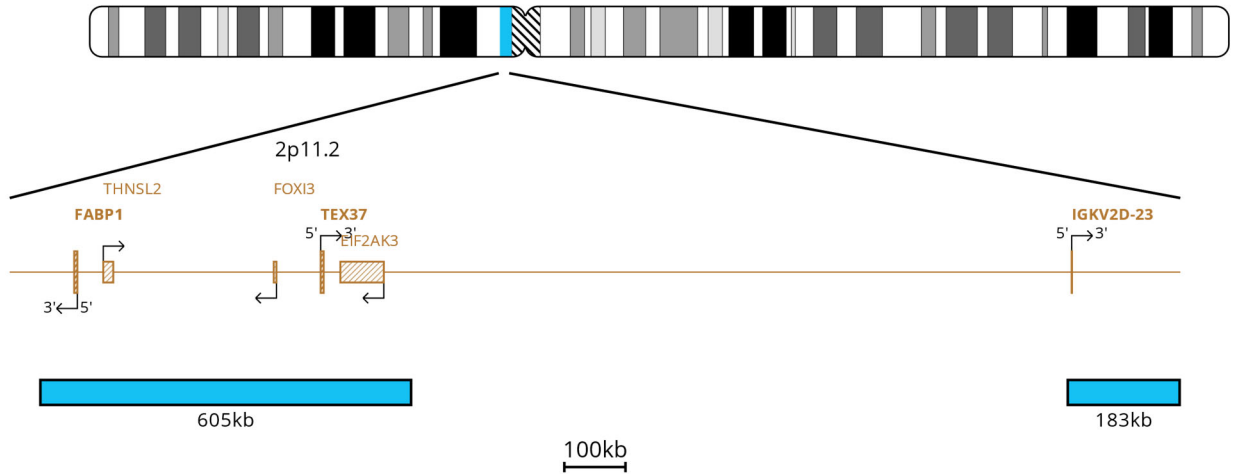
Database used and Version

GRCh37 (hg19)

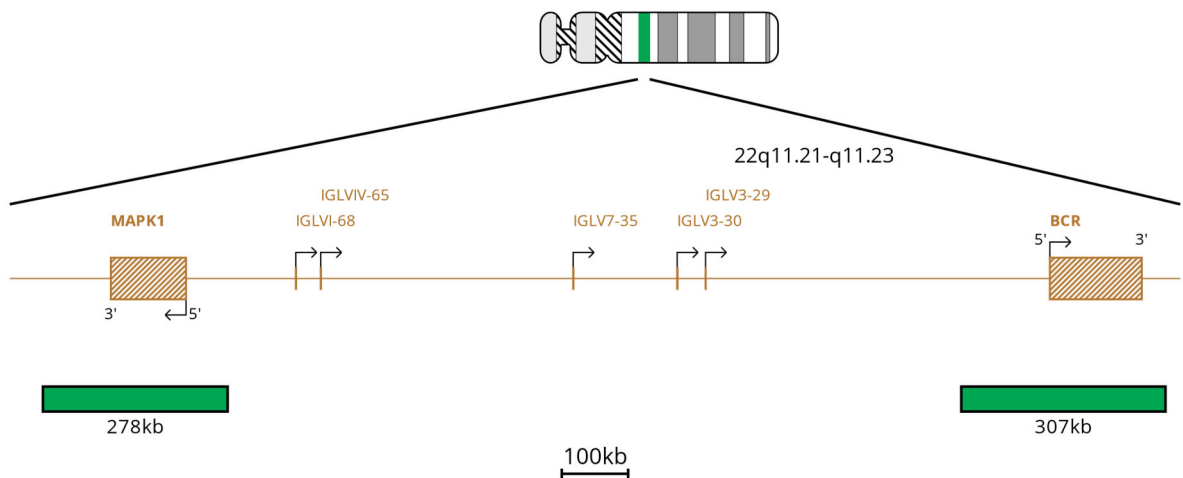
Probe Map



MPP4350 v001



MPP4350 v001



MPP4350 v001

Materials Provided

1. **Probe:** 100 µl per vial
The probe is provided pre-mixed in hybridisation solution (Formamide; Dextran Sulphate; SSC) and is ready to use. It is directly labelled with a red fluorophore, which lies in the Texas Red Spectrum and a green fluorophore, which lies in the FITC Spectrum and a aqua fluorophore, which lies in the Aqua Spectrum. The probe has been batch released after QC testing on Formalin Fixed Paraffin Embedded Sample.
2. **Counterstain:** 150 µl per vial. The counterstain is DAPI antifade (ES: 0.125µg/ml DAPI (4,6-diamidino-2-phenylindole)).

Warnings and Precautions

1. For research use only. Not for use in diagnostic procedures.
2. For laboratory professional use only.
3. Probe mixtures contain formamide, which is a teratogen; do not breathe fumes or allow skin contact. Handle with care; wear gloves and a lab coat.
4. DAPI is a potential carcinogen. Handle with care; wear gloves and a lab coat.
5. Follow local disposal regulations for your location along with recommendations in the Safety Data Sheet to determine the safe disposal of this product. This also applies to damaged test kit contents.
6. Dispose of all used reagents and any other contaminated disposable materials following procedures for infectious or potentially infectious waste. It is the responsibility of each laboratory to handle solid and liquid waste according to their nature and degree of hazardousness and to treat and dispose of them (or have them treated and disposed of) in accordance with any applicable regulations.
7. Operators must be capable of distinguishing the colours red, blue, and green.
8. The probe should not be diluted or mixed with other probes.
9. All products should be validated before use.
10. Internal controls should be carried out by using unaffected cell populations in testing samples.
11. Custom probes are specifically developed for individual customers' RESEARCH USE ONLY (RUO) requirements and not with the intention of being used for in vitro diagnostic examination. Therefore, prior to any use of these probes, users should review the design of such probes to confirm they are suitable for their requirements.

Storage and Handling

1. Store the probe between -25°C to -15°C.
2. Based on the stability established for other substantially equivalent CytoCell probes, this myProbes product should be stable for 2 years post manufacture date when stored as indicated on the label.
3. Store the probe and counterstain vials in the dark. Ensure that exposure of the probe and counterstain to laboratory lights is limited at all times.

Known Cross-Reactivity

No cross hybridisation observed at QC release on the sample type specified.



A Sysmex Group Company

Customer Support

Please contact the CytoCell Technical Support Department or email probes@cytoCELL.com.

Patents and Trademarks

myProbes and CytoCell are registered trademarks of CytoCELL Ltd.

For Research Use Only. Not for use in diagnostic procedures.

This product contains technology licensed from Life Technologies Corporation that is available for human diagnostics or life science research use only.

CytoCELL Ltd.

Oxford Gene Technology
418 Cambridge Science Park,
Milton Road,
Cambridge, CB4 0PZ, UK
T: +44(0)1223 294048
F: +44(0)1223 294986
E: probes@cytoCELL.com
W: www.ogt.com

