



CytoCell



A Sysmex Group Company

Haematology FISH Probes



Features


- Improve confidence in result interpretation with high intensity signals and minimal background
- Enhance detection and scoring accuracy with robust, easy-to-analyse probes
- Save time and minimise mixing errors with easy-to-use, pre-mixed probes
- Optimise stock levels and minimise wastage with flexible pack sizes to meet your needs
- IVDR-certified FISH probes for added safety and confidence



The OGT Partnership



Behind every sample is a life that can be improved through the right care decisions. The OGT partnership approach is key to providing the highest level of service, working closely with you to understand your unique challenges, customising our approach to meet your exact needs.

In 1991, we became the first provider of FISH probes in the world. Over 30 years later, we're the first-to-market with our IVDR-certified FISH probes that play a critical role in the management of patients with haematological cancer.

Choose CytoCell® probes for your FISH analysis; our effective, accurate and simple to use products enable clinical decision makers to reach the right decisions for each patient, every time.

Haematological Malignancy	Probe Name	Chromosome Region	Cat. No.
 <p>Acute Lymphoblastic Leukaemia (ALL)</p>	IVDR AML1 (RUNX1) Breakapart	21q22.1	CE-LPH 027
	IVDR BCR/ABL (ABL1) Translocation, Dual Fusion	22q11.2/9q34.1	CE-LPH 007
	IVDR BCR/ABL (ABL1) <i>Plus</i> Translocation, Dual Fusion	22q11.2/9q34.1	CE-LPH 038
	E2A (TCF3) Breakapart	19p13.3	LPH 019
	E2A (TCF3)/PBX1 Translocation, Dual Fusion	19p13.3/1q23.3	LPH 079
	E2A (TCF3)/PBX1 <i>Plus</i> Translocation, Dual Fusion	19p13.3/1q23.3/17q22	LPH 080
	IGH Breakapart	14q32.3	LPH 014
	IGH <i>Plus</i> Breakapart	14q32.3	LPH 070
	IVDR MLL (KMT2A) Breakapart	11q23.3	CE-LPH 013
	MLL (KMT2A)/AFF1 Translocation, Dual Fusion	11q23.3/4q21.3-q22.1	LPH 081
	MYB Deletion	6q23.3	LPH 016
	PDGFRB Breakapart	5q32	LPH 031
	P16 (CDKN2A) Deletion	9p21.3	LPH 009
	P53 (TP53) Deletion	17p13	LPH 017
	TCL1 Breakapart	14q32.13-q32.2	LPH 046
	TCRAD Breakapart	14q11.2	LPH 047
	TCRB (TRB) Breakapart	7q34	LPH 048
	TEL/AML1 (ETV6/RUNX1) Translocation, Dual Fusion	12p13.2/21q22.1	LPH 012
	TLX1 Breakapart	10q24.31	LPH 049
	TLX3 Breakapart	5q35.1	LPH 050

Haematological Malignancy	Probe Name	Chromosome Region	Cat. No.
 <p>Acute Myeloid Leukaemia (AML)</p>	IVDR AML1 (RUNX1) Breakapart	21q22.1	CE-LPH 027
	IVDR AML1/ETO (RUNX1/RUNX1T1) Translocation, Dual Fusion	21q22.1/8q21.3	CE-LPH 026
	IVDR BCR/ABL (ABL1) Translocation, Dual Fusion	22q11.2/9q34.1	CE-LPH 007
	IVDR BCR/ABL (ABL1) <i>Plus</i> Translocation, Dual Fusion	22q11.2/9q34.1	CE-LPH 038
	CBFβ (CBFB)/MYH11 Translocation, Dual Fusion	16q22/16p13.1	LPH 022
	IVDR CBFB Breakapart	16q22	CE-LPH 089
	Del(5q) Deletion	5p15.3/5q31.2	LPH 024
	Del(5q) <i>Plus</i> Tri-Colour Deletion	5p15.3/5q31.2/5q32-33.1	LPH 095
	Del(7q) Deletion	7q22/7q31.2	LPH 025
	Del(20q) Deletion	20q12/20q13.1	LPH 020
	EVI1 (MECOM) Breakapart	3q26.2	LPH 036
	IVDR MLL (KMT2A) Breakapart	11q23.3	CE-LPH 013
	MLL (KMT2A)/AFF1 Translocation, Dual Fusion	11q23.3/4q21.3-q22.1	LPH 081
	P53 (TP53) Deletion	17p13	LPH 017
	IVDR <i>FAST</i> PML/RARα (RARA) Translocation, Dual Fusion	15q24/17q21.1-q21.2	CE-LPH 064
	PML/RARα (RARA) Translocation, Dual Fusion	15q24/17q21.1-q21.2	LPH 023
RARα (RARA) Breakapart	17q21.1-q21.2	LPH 065	
 <p>Chronic Lymphocytic Leukaemia (CLL)</p>	13q14.3 Deletion	13q14.2-q14.3	LPH 006
	Alpha Satellite 12 <i>Plus</i> for CLL	12p11.1-q11.1	LPH 069
	ATM Deletion	11q22.3	LPH 011
	D13S25 Deletion	13q14.3	LPH 043
	D13S319 <i>Plus</i> Deletion	13q14.2-q14.3	LPH 068
	D13S319/13qter/12cen Deletion/Enumeration	13q14.2-q14.3/13q34/12cen	LPH 066
	IGH Breakapart	14q32.3	LPH 014
	IGH <i>Plus</i> Breakapart	14q32.3	LPH 070
	IGH/BCL2 <i>Plus</i> Translocation, Dual Fusion	14q32.3/18q21.33	LPH 071
	MYB Deletion	6q23.3	LPH 016
	P53 (TP53) Deletion	17p13	LPH 017

Haematological Malignancy	Probe Name	Chromosome Region	Cat. No.
CLL - Continued	P53 (TP53)/ATM Probe Combination	17p13/11q22.3	LPH 052
	CLL PROFILER Kit	Various	LPH 067
 Chronic Myeloid Leukaemia (CML)	IVDR BCR/ABL (ABL1) Translocation, Dual Fusion	22q11.2/9q34.1	CE-LPH 007
	IVDR BCR/ABL (ABL1) <i>Plus</i> Translocation, Dual Fusion	22q11.2/9q34.1	CE-LPH 038
 Lymphoma (L)	BCL6 Breakapart	3q27.3	LPH 035
	cMYC (MYC) Breakapart	8q24.21	LPH 010
	IGH Breakapart	14q32.3	LPH 014
	IGH <i>Plus</i> Breakapart	14q32.3	LPH 070
	IGH/BCL2 <i>Plus</i> Translocation, Dual Fusion	14q32.3/18q21.33	LPH 071
	IGH/CCND1 <i>Plus</i> Translocation, Dual Fusion	14q32.3/11q13.3	LPH 072
	IGH/cMYC (MYC) <i>Plus</i> Translocation, Dual Fusion	14q32.3/8q24.21	LPH 076
	IGH/MYE0V <i>Plus</i> Translocation, Dual Fusion	14q32.3/11q13.3	LPH 078
	IGK Breakapart	2p11.2	LPH 034
	IGL Breakapart	22q11.21-q11.23	LPH 033
	MYB Deletion	6q23.3	LPH 016
	P16 (CDKN2A) Deletion	9p21.3	LPH 009
	P53 (TP53) Deletion	17p13	LPH 017

Haematological Malignancy	Probe Name	Chromosome Region	Cat. No.
 Multiple Myeloma (MM)	13q14.3 Deletion	13q14.2-q14.3	LPH 006
	IVDR CKS1B/CDKN2C (P18) Amplification/Deletion	1q21-q22/1p32.3	CE-LPH 039
	D13S25 Deletion	13q14.3	LPH 043
	D13S319 <i>Plus</i> Deletion	13q14.2-14.3	LPH 068
	IGH Breakapart	14q32.3	LPH 014
	IGH <i>Plus</i> Breakapart	14q32.3	LPH 070
	IGH/CCND3 <i>Plus</i> Translocation, Dual Fusion	14q32.3/6p21	LPH 075
	IGH/FGFR3 <i>Plus</i> Translocation, Dual Fusion	14q32.3/4p16.3	LPH 074
	IVDR IGH/MAF <i>Plus</i> v2 Translocation, Dual Fusion	14q32.3/16q23	CE-LPH 108
	IGH/MAFB <i>Plus</i> Translocation, Dual Fusion	14q32.3/20q12	LPH 077
	IGH/MYEOV <i>Plus</i> Translocation, Dual Fusion	14q32.3/11q13.3	LPH 078
	P53 (TP53) Deletion	17p13	LPH 017
 Myelodysplastic Syndrome (MDS)	Del(5q) Deletion	5p15.3/5q31.2	LPH 024
	Del(7q) Deletion	7q22/7q31.2	LPH 025
	Del(5q) <i>Plus</i> Tri-Colour Deletion	5p15.3/5q31.2/5q32-33.1	LPH 095
	Del(20q) Deletion	20q12/20q13.1	LPH 020
	EVI1 (MECOM) Breakapart	3q26.2	LPH 036
	IVDR MLL (KMT2A) Breakapart	11q23.3	CE-LPH 013
	P53 (TP53) Deletion	17p13	LPH 017
 Myeloproliferative Neoplasm (MPN)	FIP1L1/CHIC2/PDGFRB Deletion/Fusion	4q12	LPH 032
	PDGFRB Breakapart	5q32	LPH 031

Ordering information

UK +44 (0) 1223 294048

contact@ogt.com

ogt.com



We also provide the following Research Use Only (RUO) products*:

Probe Name	Chromosome Region	Cat. No.
MLL (KMT2A)/MLLT1 Translocation, Dual Fusion	11q23.3/19p13.3	RU-LPH 082*
MLL (KMT2A)/MLLT3 Translocation, Dual Fusion	11q23.3/9p21.3	RU-LPH 083*
MLL (KMT2A)/MLLT4 (AFDN)	11q23.3/6q27	RU-LPH 084*
CRLF2 Breakapart	Xp22.33/Yp11.32	RU-LPH 085*
P2RY8 Deletion	Xp22.33/Yp11.32	RU-LPH 086*

*For research use only, not for use in diagnostic procedures.

**Cant find the FISH probe you need -
discover our myProbes® custom FISH probes service at ogt.com**



A Sysmex Group Company

**What binds us,
makes us.**

CytoCell Ltd., Oxford Gene Technology, 418 Cambridge Science Park, Milton Road, Cambridge, CB4 0PZ, UK

CytoCell: This document and its contents are © Oxford Gene Technology IP Limited – 2025. All rights reserved. Trademarks: OGT™ (Oxford Gene Technology IP Ltd) CytoCell® (Cytocell Ltd). IVD: For *in vitro* diagnostic use. Product availability may vary from country to country and is subject to varying regulatory requirements. Please contact your local representatives for availability.

