

myProbes Passport (RUO Probes)

MPD22710	IGH/CCND1/MAF v2 Dual Fusion Probe <i>For Research Use Only</i>
-----------------	---

Nucleotide Locations (If requesting more than one probe please specify individual probe colours)

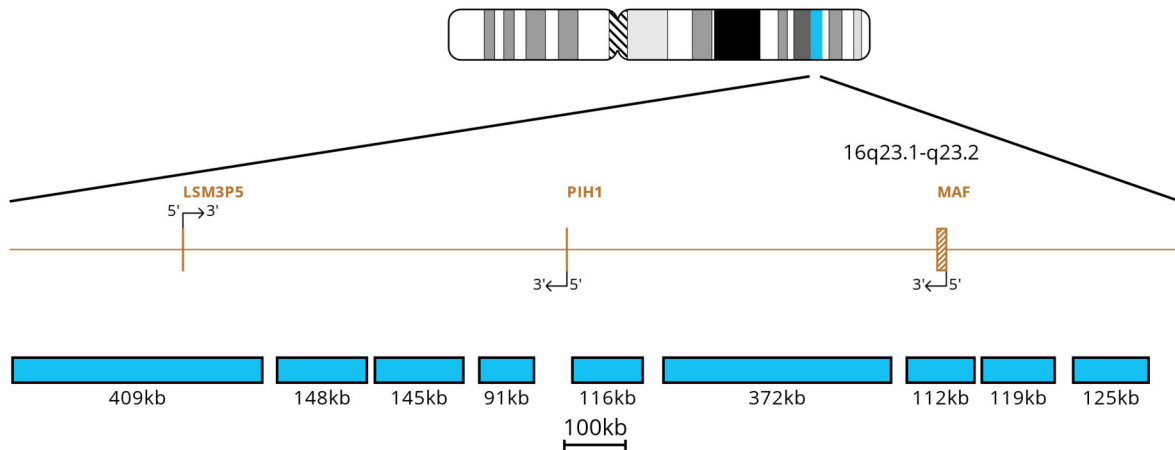
	Chromosome Locus	Start	End	Colour
1	14q32.33	105639058	105802170	Red
2	14q32.33	105788920	105998428	Red
3	14q32.33	106667215	106795978	Red
4	14q32.33	106782750	106874173	Red
5	14q32.33	106841162	106991517	Red
6	14q32.33	106995083	107135809	Red
7	14q32.33	107077128	107174326	Red
8	14q32.33	107160170	107267432	Red
9	14q32.33	107258048	107284022	Red
10	11q13.3	68460458	68614779	Green
11	11q13.3	68630147	68795648	Green
12	11q13.3	68763852	68919239	Green
13	11q13.3	69454320	69613742	Green
14	11q13.3	69643792	69862233	Green
15	11q13.3	69840561	70015766	Green
16	16q23.1	78111496	78278690	Aqua
17	16q23.1	78275867	78520579	Aqua
18	16q23.1	78543049	78691342	Aqua
19	16q23.1	78702557	78847845	Aqua
20	16q23.1	78872851	78963431	Aqua
21	16q23.1	79024699	79140262	Aqua

22	16q23.1-16q23.2	79173244	79367699	Aqua
23	16q23.2	79350834	79545726	Aqua
24	16q23.2	79570216	79681950	Aqua
25	16q23.2	79692448	79811678	Aqua
26	16q23.2	79841502	79966321	Aqua

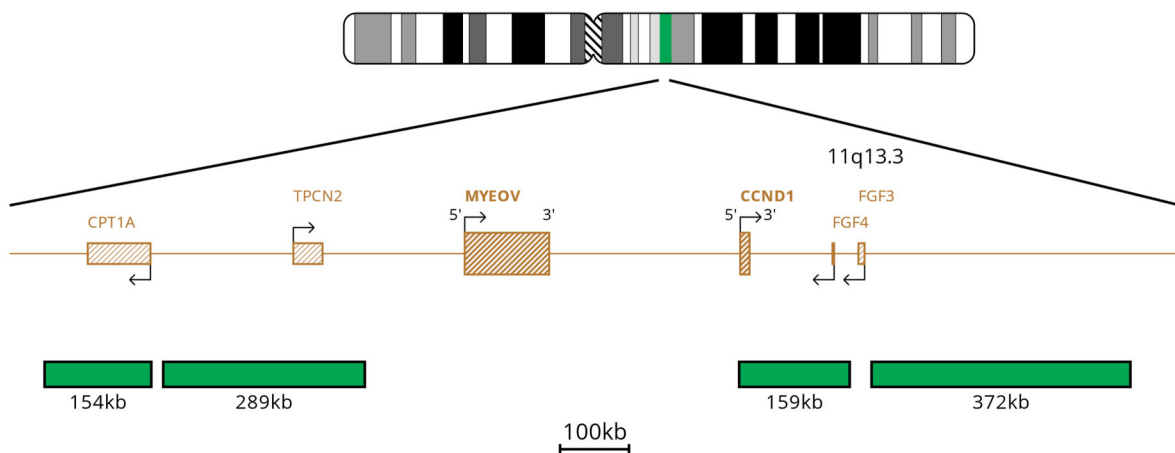
Database Used and Version

GRCh37

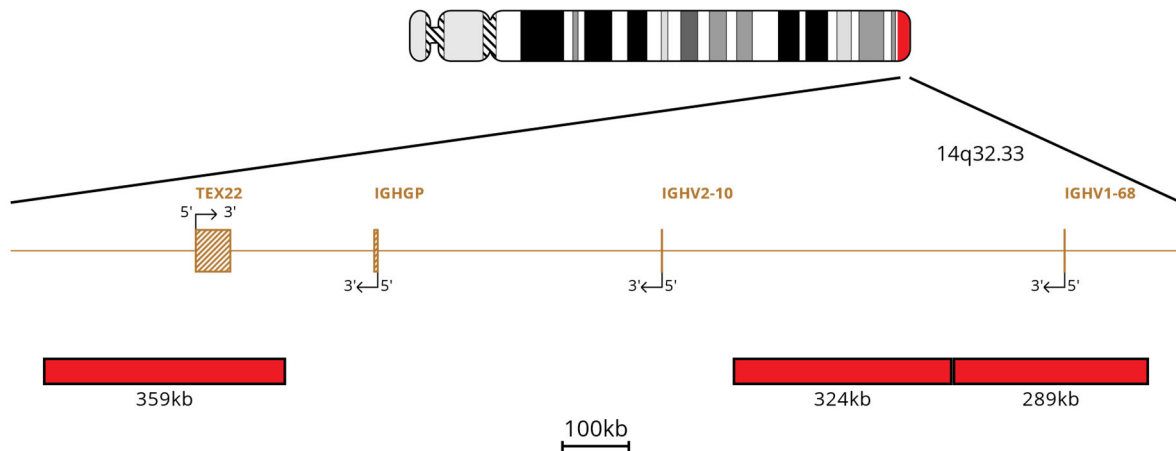
Probe Map



MPD22710 v001



MPD22710 v001



MPD22710 v001

Materials Provided

- Probe:** 100 μ l per vial
 The probe is provided pre-mixed in hybridisation solution (Formamide; Dextran Sulphate; SSC) and is ready to use. It is directly labelled with a red fluorophore, which lies in the Texas Red Spectrum, a green fluorophore, which lies in the FITC Spectrum and a blue fluorophore, which lies in the Aqua Spectrum. The probe has been batch released after QC testing on Formalin Fixed Paraffin Embedded Sample/ Bone Marrow Sample.
- Counterstain:** 150 μ l per vial. The counterstain is DAPI antifade (ES: 0.125 μ g/ml DAPI (4,6-diamidino-2-phenylindole)).

Warnings and Precautions

- For research use only. Not for use in diagnostic procedures.
- For laboratory professional use only.
- Probe mixtures contain formamide, which is a teratogen; do not breathe fumes or allow skin contact. Handle with care; wear gloves and a lab coat.
- DAPI is a potential carcinogen. Handle with care; wear gloves and a lab coat.
- Follow local disposal regulations for your location along with recommendations in the Safety Data Sheet to determine the safe disposal of this product. This also applies to damaged test kit contents.
- Dispose of all used reagents and any other contaminated disposable materials following procedures for infectious or potentially infectious waste. It is the responsibility of each laboratory to handle solid and liquid waste according to their nature and degree of hazardousness and to treat and dispose of them (or have them treated and disposed of) in accordance with any applicable regulations.
- Operators must be capable of distinguishing the colours red, blue, and green.
- The probe should not be diluted or mixed with other probes.
- All products should be validated before use.
- Internal controls should be carried out by using unaffected cell populations in testing samples.
- Custom probes are specifically developed for individual customers' RESEARCH USE ONLY (RUO) requirements and not with the intention of being used for in vitro diagnostic examination. Therefore, prior to any use of these probes, users should review the design of such probes to confirm they are suitable for their requirements.

Storage and Handling

1. Store the probe between -25°C to -15°C.
2. Based on the stability established for other substantially equivalent CytoCell probes, this myProbes product should be stable for 2 years post manufacture date when stored as indicated on the label.
3. Store the probe and counterstain vials in the dark. Ensure that exposure of the probe and counterstain to laboratory lights is limited at all times.

Known Cross-Reactivity

Cross-hybridisation can be seen for IGH probe on chromosome 15 and 16.

Customer Support

Please contact the CytoCell Technical Support Department or email probes@cytoCELL.com.

Patents and Trademarks

myProbes and CytoCell are registered trademarks of CytoCell Ltd.

For Research Use Only. Not for use in diagnostic procedures.

This product contains technology licensed from Life Technologies Corporation that is available for human diagnostics or life science research use only.

CytoCell Ltd.

Oxford Gene Technology
418 Cambridge Science Park,
Milton Road,
Cambridge, CB4 0PZ, UK
T: +44(0)1223 294048
F: +44(0)1223 294986
E: probes@cytoCELL.com
W: www.ogt.com

